



LATE DISTRIBUTION

13.1. FINANCIAL REPORT – MARCH 2024

MEETING: Ordinary

MEETING DATE: 14 March 2024

REPORT DETAIL

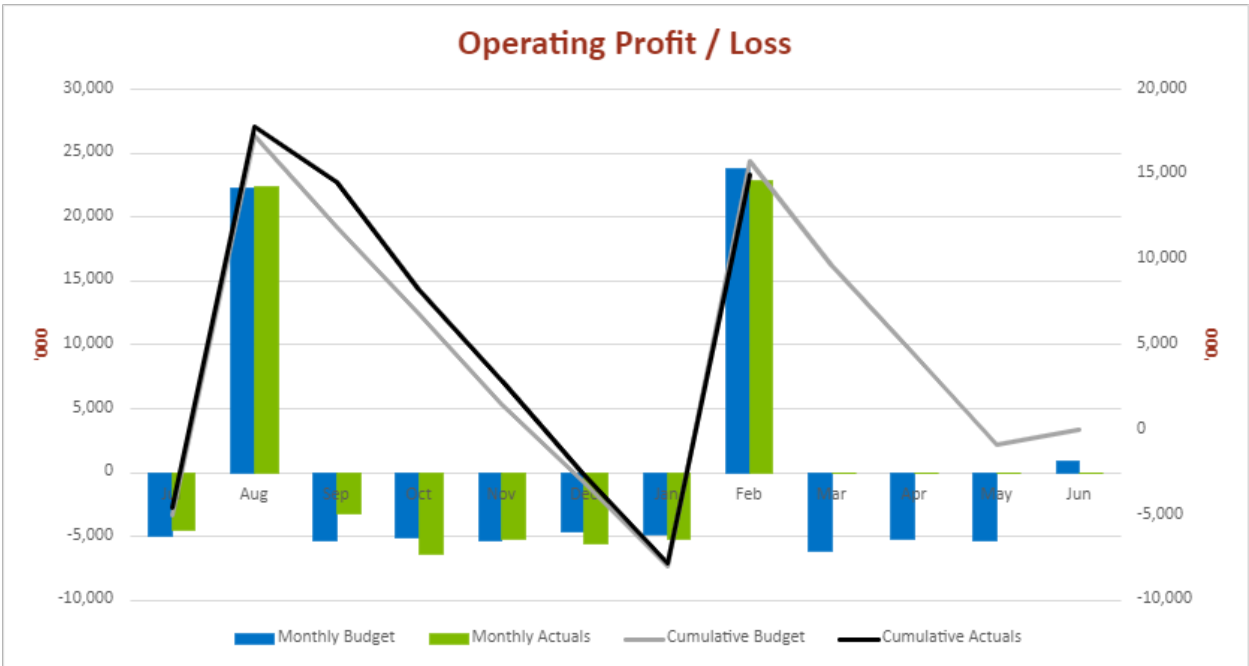
Report Author: Finance Manager

Department: Community & Corporate Services


EXECUTIVE SUMMARY

This report provides a review of Council’s financial performance against the adopted budget year to date.

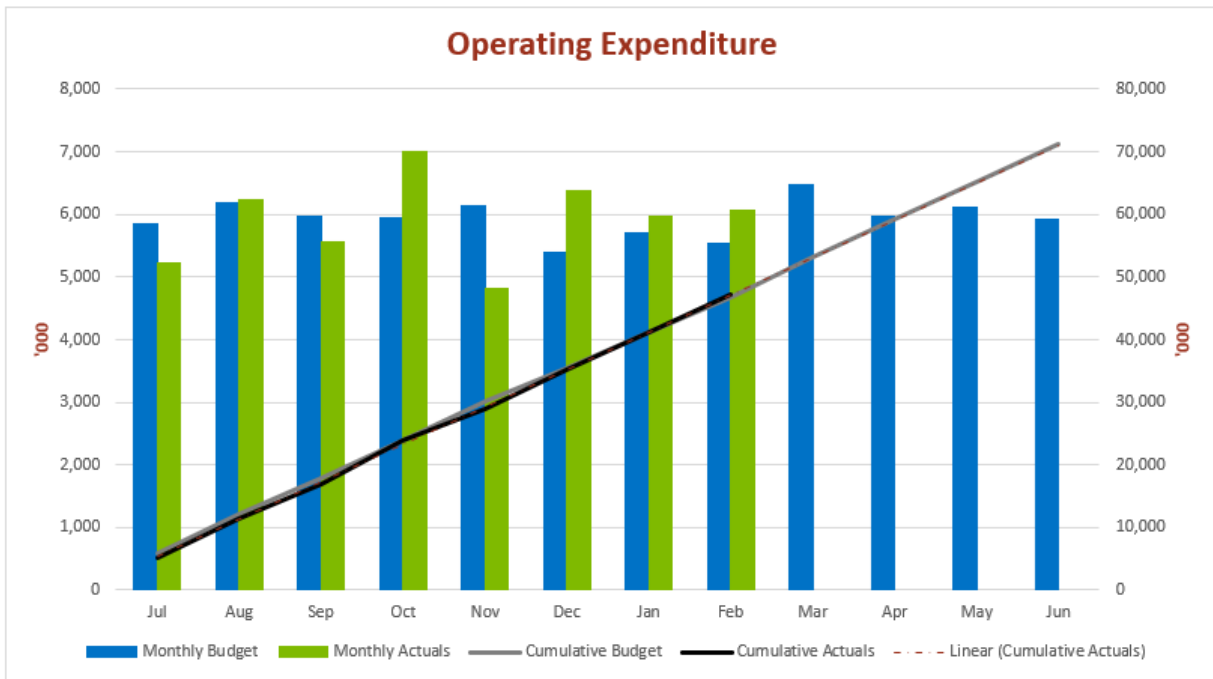
Financial results at a glance:



Variances may exist due to rounding.



Financial Statements at a Glance					
\$'000	Annual Budget	Budget YTD	Actual YTD	% Variance YTD	\$ Variance YTD
Total operating revenue	71,112,381	62,432,676	62,223,168	-0.34%	-209,509
Total operating expenses	71,162,647	46,672,317	47,215,895	1.16%	543,578
Operating position (Deficit)	-50,266	15,760,359	15,007,273	-4.78%	-753,086
Capital revenue	17,968,379	6,351,176	2,440,093	-61.58%	-3,911,082
Capital expenses	235,172	192,586	-54,385	-128.24%	-246,971
Net result	17,682,941	21,918,949	17,501,751	-20.15%	-4,417,198




OFFICER'S RECOMMENDATION

1. That Council receive and note the Financial Report for February 2024.
2. That Council endorse a reallocation of \$4,398.45 from the capital Riparian Restoration project to the enable connection of the Animal Management Facility to the Sewerage System this financial year. This change is a reallocation only and will not increase the overall capital budget.

BACKGROUND

This financial report presents the position as 29th of February 2024. This report is prepared on an accrual basis and presents the actuals against the revised budget adopted on the 14th December 2023, and includes budget adjustments endorsed in the January and February 2024 Ordinary Council meeting.



Statement of Comprehensive Income
Period Ending 29 February 2024

	Annual Budget	YTD			
	Budget	Actual	% Variance	\$ Variance	
Revenue					
Recurrent Revenue					
Rates Levies & Charges	55,125,630	55,733,130	54,957,782	-1.39%	-775,348
Fees & Charges	3,297,095	2,153,063	1,897,175	-11.88%	-255,888
Rental Income	870,000	583,984	661,997	13.36%	78,013
Interest & Investment Revenue	2,487,000	1,658,000	2,032,838	22.61%	374,838
Sales Revenue	2,979,402	1,902,420	2,201,481	15.72%	299,062
Other Income	104,595	87,730	47,099	-46.31%	-40,631
Operational Grants Subsidies Contributions and Donations	6,248,659	314,350	424,796	35.13%	110,446
DRFA Operating Grant	0	0	0	n/m	0
	71,112,381	62,432,676	62,223,168	-0.34%	-209,509
Capital Revenue					
Capital Grants Subsidies Contributions and Donations	17,968,379	6,351,176	2,440,093	-61.58%	-3,911,082
DRFA Capital Grant	0	0	0	n/m	0
Total Revenue	89,080,760	68,783,852	64,663,261	-5.99%	-4,120,591
Expenses					
Recurrent Expenses					
Employee Benefits	27,763,733	17,936,449	17,259,959	-3.77%	-676,490
Materials & Services	23,065,390	15,259,251	16,086,088	5.42%	826,837
DRFA Operational Expense	0	0	187,711	n/m	187,711
Finance Cost	595,804	265,270	258,556	-2.53%	-6,714
Depreciation & Amortisation	19,737,720	13,211,346	13,423,580	1.61%	212,234
	71,162,647	46,672,317	47,215,895	1.16%	543,578
Capital Expenses					
Capital Expenses	235,172	192,586	-54,385	-128.24%	-246,971
	235,172	192,586	-54,385	-128.24%	-246,971
Total Expenses	71,397,819	46,864,903	47,161,510	0.63%	296,607
Operating Position (Deficit)	-50,266	15,760,359	15,007,273	-4.78%	-753,086
Net Result	17,682,941	21,918,949	17,501,751	-20.15%	-4,417,198

Statement Commentary:

Both operating revenue and expenditure are on target for February.

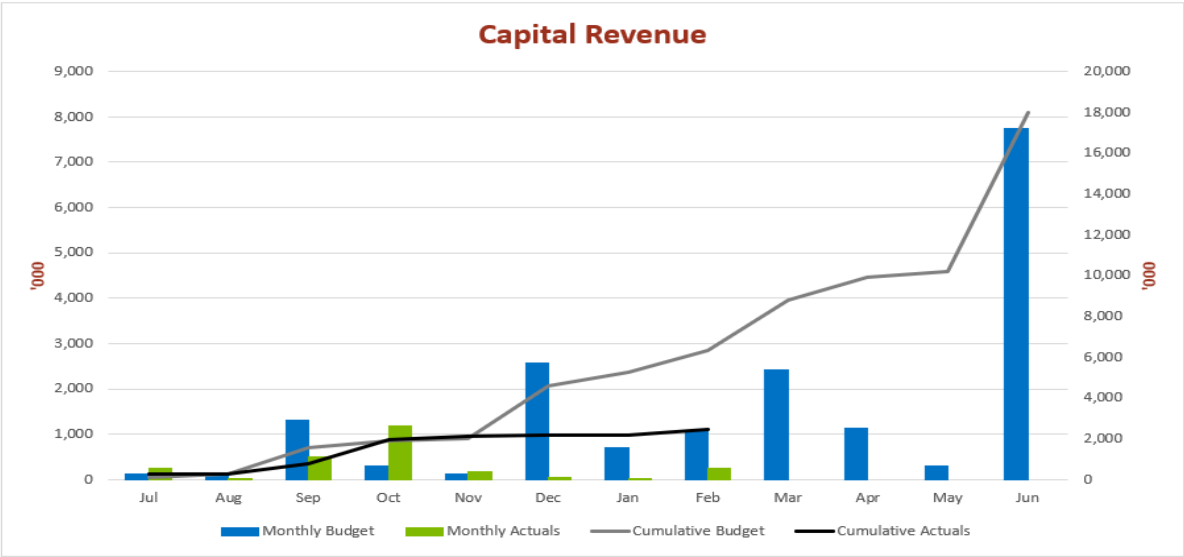
Capital Summary

\$'000	Annual Budget	Budget YTD	Actual YTD	% Variance YTD	\$ Variance YTD
Capital Revenue	17,968,379	6,351,176	2,440,093	-61.58%	-3,911,082
Capital Expenditure	46,664,203	19,734,414	18,664,124	-5.42%	-1,070,290

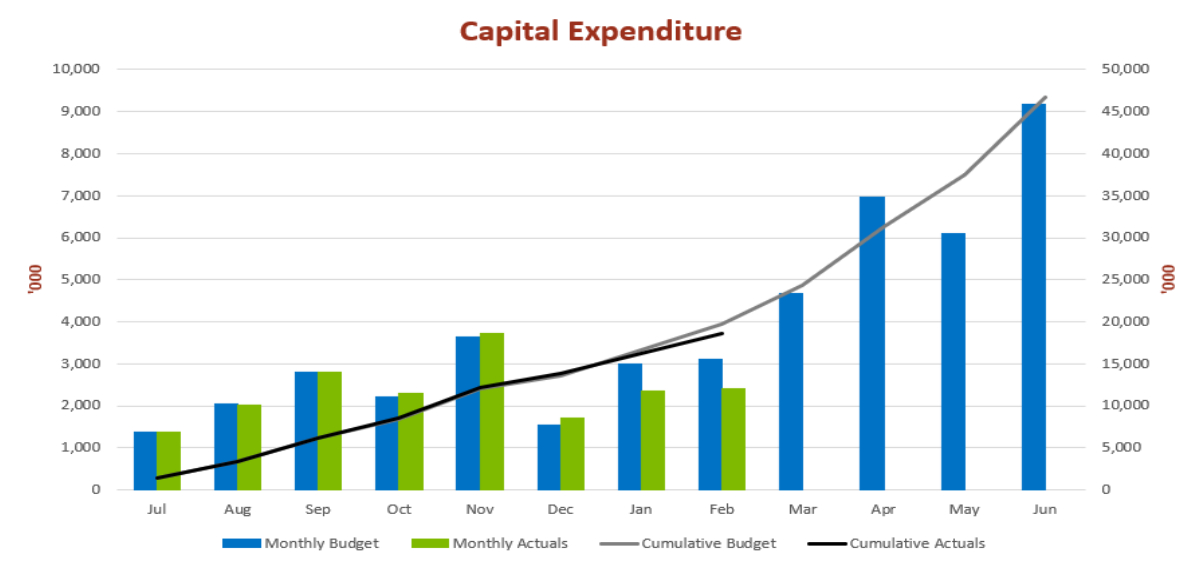
Wet weather has caused some delays in project delivery; however, a significant portion of the capital works program is expected to be delivered across the last few months of the financial year. This activity will see actuals align with budget expectations.



Capital Revenue



Capital Expenditure



Investment Portfolio

Council’s investment of surplus funds is governed by state legislation and Council’s Investment Policy. Council’s cash balances change from month to month, with cash balances immediately following the payment date of rate notices usually being higher than any other time of the year.

	\$'000
Total Cash and Cash equivalents	45,719
Four Months Revenue	42,662
Four Months Expenditure (Note 1)	18,995
Constrained Cash (Note 2)	2,816
Developer Contributions	17,313
Remaining Cash on Hand	49,257

Note 1: Queensland Treasury Corporation (QTC) requires Council to hold minimum cash of four months expenditure for prudential management purposes. For TRC, this is approximately \$19M for the next four months.


Note 2: Represents grant funds that are received in advance of project completion. These funds are constrained for specific projects.

Loan Borrowings

- The borrowings balance as at 29th of February total \$4.7M. An additional loan of \$11M to support the delivery of water infrastructure works was approved, however has not yet been drawn down.
- The total of the existing loan balance equates to approximately \$359 per rateable property.

Sale of Land

Following a review of council owned land, it has been identified that some parcels are surplus to community needs, therefore could be sold. The land sales completed year to date has resulted in the following:



Sale of Land	
as at 29 February 2024	
Revenue from property sales (excludes GST)	\$0.00
Reduction of council land asset value due to sale	\$0.00
Reduction of council building asset value due to s	\$0.00
Costs associated with the sale such as legal and advertising (excludes employee costs)	\$0.00
Profit/-Loss	\$0.00

Council properties sold in the 2023/24 financial year are:

- No properties have been sold as at 29th of February 2024

Rates and Charges

Outstanding rates as at 29th of February 2024 total \$28.3M. The second rate run for 2023/24 year was issued on February 26th with a due date of 27th March 2024.

Charge Type	Issued February 2024 (\$'000)	Issued 2023 (\$'000)	Issued 2022 (\$'000)	Issued 2021 & prior (\$'000)	Total (\$'000)
Rates and Charges	\$25,976	\$1,489	\$469	\$381	\$28,315

Sundry Debtors

Total outstanding sundry debtors as at 29th of February 2024 are \$655K of which \$389K is current.

Charge Type	Current (\$'000)	30 Days (\$'000)	60 Days (\$'000)	90 Days (\$'000)	Total (\$'000)
Sundry Debtors	\$389	\$49	\$13	\$204	\$655

Key Performance Indicators

	Target	2021/22 Actual	2023/24 Year to Date – February 2024
Operating Surplus Ratio	0 - 10%	6.49%	23.88%

Calculated by the net result divided by the total operating revenue (Excludes capital items)

This indicator shows the extent to which revenues raised cover operational expenses only or are available for capital funding or other purposes.

This ratio is best reviewed on an annual basis for the complete financial year result. Council's primary revenue is generated twice per year which will greatly fluctuate monthly results.

	Target	2021/22 Actual	2023/24 Year to Date – February 2024
Asset Sustainability Ratio	> 90%	68.75%	64.38%

Calculated by capital renewal expenditure divided by depreciation expense.

An approximation of the extent to which the infrastructure assets managed are being replaced as these reach the end of their useful lives.

This ratio is best reviewed over a long term such as 5 - 10 years with a goal of > 90% over this period as renewal works need to be factored in with all capital requirements. Some years there may be a focus on delivering new projects while others may focus on rehabilitation or renewal.

	Target	2021/22 Actual	2022/23 Year to Date – February 2024
Net Financial Liabilities Ratio	< 60%	-55.75%	-83.95%

Calculated by total liabilities less current assets divided by total operating revenue. (Excluding capital items)

This is an indicator of the extent to which the net financial liabilities can be serviced by its operating revenue.

Like the operating surplus ration, this ratio is best reviewed on an annual basis for the complete



financial year result. Council's primary revenue is generated twice per year which will greatly fluctuates monthly results.

Paid Full Time Equivalent and Head Count

	Pay Period Ending 28/01/2024				Pay Period Ending 28/02/2024			
	Full Time Equivalent Ordinary Hours	Full Time Equivalent Overtime	Full Time Equivalent Total Hours	Head Count	Full Time Equivalent Ordinary Hours	Full Time Equivalent Overtime	Full Time Equivalent Total Hours	Head Count
Indoor	142.44	2.17	144.62	176	146.36	1.95	148.31	182
Outdoor	115.4	9.04	124.44	122	119.59	8.91	128.5	123
Total	255.1	9.76	264.86	302	265.95	10.86	276.81	305

Paid full time equivalent can differ from approved establishment and head count for a number of reasons including:

- Flexible working arrangements
- Leave without pay
- Point in time vacancies
- Position full time equivalent versus headcount
- Paid full time equivalent is based on actual hours worked

Outdoor figures include stream A (generally administrative / indoor) award employees whose core role is to supervise outdoor employees. This excludes managers.

The above does not include councillors as they are elected members, not employees.

Procurement

Closed Tenders

TENDER #	TENDER TITLE	CLOSING DATE
T-TRC2024-01	Millaa Millaa Falls Staircase Replacement Design and Construct	29/02/2024
T-TRC2024-02	Millaa Millaa Amenity Block & septic System Replacement	29/02/2024

Expressions of Interests

Nil Feb 2024

Closed Sealed Quotations

Quotation #	TENDER TITLE	CLOSING DATE
QTRC2024-01	Atherton Council A1 Fire Panel	23/02/2024
QTRC2024-02	Electrical Switchboard Replacements - Multiple	23/02/2024
QTRC2024-03	Merriland Hall Structural Repairs	23/02/2024
QTRC2024-04	Battery Park design	29/02/2024

Current and/or Closing Tenders

TENDER #	TENDER TITLE	CLOSING DATE
T-TRC2024-03	Corporate Facilities and Public Amenities Cleaning	04/03/2024

Current and/or Closing Sealed Quotations

QUOTE #	QUOTE TITLE	CLOSING DATE
QTRC2024-05	SCADA Telemetry 4G Backup	TBA
QTRC2024-06	RGC Solar Project Engineering Assessment	TBA

Register of awarded Contracts for February 2024 > \$200k

CONTRACT #	AWARDED TO	DESCRIPTION	APPROVED
T-TRC2023-22	ARO Industries	DRFA Program Management TC Jasper	22/02/2024

Emergency Purchases

Nil.

Sole and Specialised Supplier Additions

Nil.

Variation to Contract and Arrangements

For the month of January 2024 there was one variation to contracts and arrangements that are:

- Greater than 20% of the original contract value and have a value greater than \$5,000; or
- Are valued at more than \$10,000; or
- Have an accumulated value greater than \$50,000.

Supplier Name	Order Amount	Variation Description	Contractor Description	Original Contract	% Original Value	Within Budget
Ethos Urban Pty Ltd	\$19,013.50	Variation Order for revised scope for the LGIP Project	Local Government Infrastructure Specialist	\$46,941.04	40%	Yes
BC Earthmoving & Civil Construction	\$6,987.20	Excavate and remove broken pipe length out of scope of original quote	Culvert works on Carson Rd	\$15,940.10	43%	Yes

Purchase Card Review

In support of efficient procurement activities, the use of purchase cards continues to be monitored. Purchase cards support quick payment to suppliers which supports local businesses and enables efficient work practices. Purchase cards have been removed where not required and the allocation of cards is monitored.

	Jan 2024	Feb 2024
No. of Purchase Cards	97	94

For Officers Recommendation 2:

For the Animal Management Facility to be compliant, connection is required to the Sewerage System. With quotes now obtained, this work can be delivered this financial year which will support the compliant operations of this facility.

This recommendation seeks endorsement of the reallocation of \$4,398.45 from the capital Riparian Restoration project to the enable connection of the Animal Management Facility to the Sewerage System this financial year. This change is a reallocation only, that still supports the completion of the Riparian Restoration project with the remaining funds of \$18,901.55 and will not increase the overall capital budget.

PROJECT OBJECTIVE AND SCOPE

N/A



LINK TO CORPORATE PLAN

Our Organisation

- Model leadership and good governance
- Collaborate and build partnerships to plan and deliver quality services
- Grow a high performance culture that delivers excellent outcomes and financial sustainability

LINK TO STRATEGIES, POLICIES AND PLANS

N/A

CONSULTATION

Internal

Finance Team

External

N/A

LEGAL IMPLICATIONS

In accordance with Section 204(1) of the *Local Government Regulation 2012*, a financial report summarising the progress of Council's actual performance against budgeted performance is to be provided to Council on a monthly basis.

HUMAN RIGHTS CONSIDERATIONS

Under the Human Rights Act 2019 (Qld), Council must not make a decision that is incompatible with human rights. Council must also give proper consideration to any human rights relevant to its decision.

Officers consider that there are no human right implications relevant to Council's decision in this matter.

POLICY IMPLICATIONS

Information has been provided to achieve compliance with Council's Procurement and Investment Policies.



FINANCIAL & RESOURCE IMPLICATIONS

Capital

Nil

Operating

Nil

Is the expenditure noted above included in the budget?

N/A

COST BENEFIT ANALYSIS

N/A

RISK/SUSTAINABILITY ASSESSMENT

Monthly financial reporting informs Council and the community of the progress that has been made in relation to the budget and allows for timely corrective action if required.

IMPLEMENTATION/COMMUNICATION

Matters arising from this report that require further communication will be addressed through existing communication channels.

CHANGE MANAGEMENT

N/A

ATTACHMENTS

1. Balance Sheet
2. Investment Portfolio
3. Local Spend via purchase orders
4. Capital Projects

Date Prepared: 07/03/2024

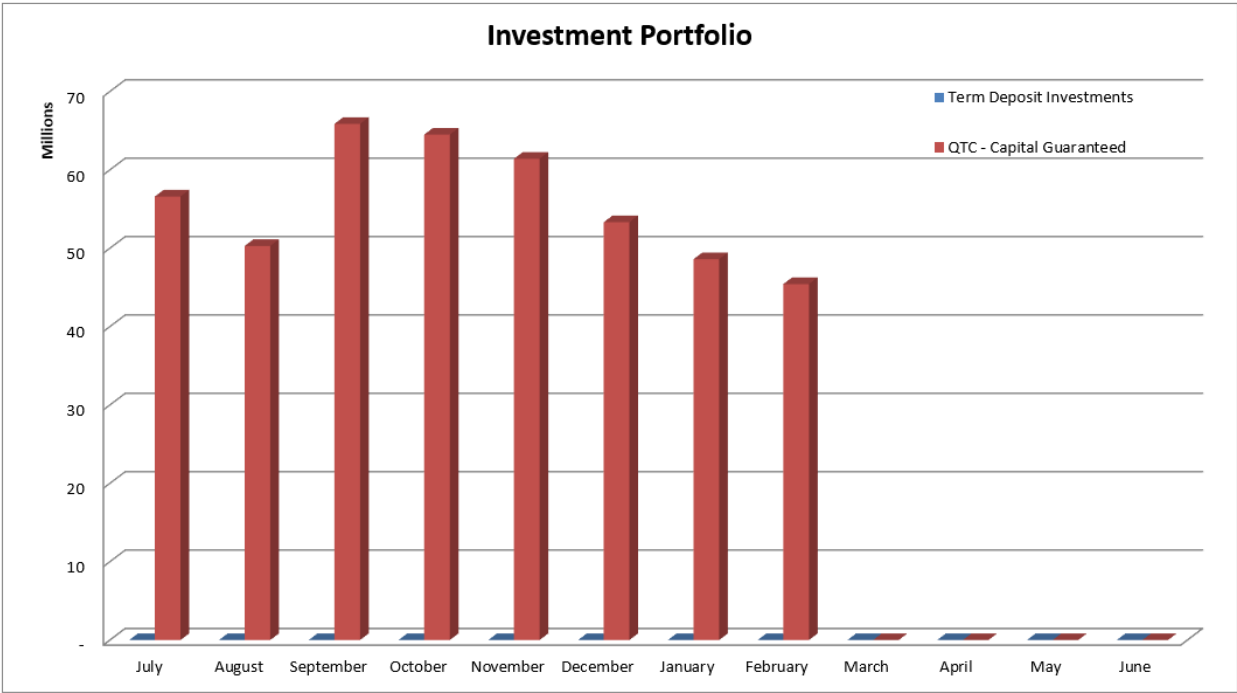
ATTACHMENT 1 - Statement of Financial Position



Statement of Financial Position
 Period Ending 29 February 2024

	<i>Current Year YTD 2023/2024</i>	<i>Previous Full Financial Year 2022/2023</i>
Assets - Current		
Cash & Cash Equivalents	46,799,679	62,434,413
Investments	0	0
Trade & Other Receivables - Current	30,135,916	6,915,774
Inventories	1,337,556	1,270,668
Contract Balances	589,879	156,013
	78,863,029	70,776,868
Assets - Non Current		
Trade and Other Receivables - Non Current	207	0
Property Plant & Equipment	725,321,662	721,465,423
Intangibles Assets	95,395	131,266
	725,417,264	721,596,689
Total Assets	804,280,293	792,373,557
Liabilities - Current		
Trade & Other Payables	7,510,557	12,089,508
Borrowings - Current	527,408	394,806
Provisions - Current	1,697,135	1,767,237
Other Liabilities - Current	944,766	944,766
	10,679,866	15,196,317
Liabilities - Non Current		
Borrowings - Non Current	4,251,019	4,430,885
Provisions - Non Current	8,711,820	8,740,193
Other Liabilities - Non Current	2,984,336	2,984,336
	15,947,175	16,155,415
Total Liabilities	26,627,041	31,351,732
NET COMMUNITY ASSETS	777,653,253	761,021,825
COMMUNITY EQUITY		
Retained surplus/(deficiency)	111,548,190	94,037,510
Asset Revaluation Reserve	666,105,063	666,984,315
TOTAL COMMUNITY EQUITY	777,653,253	761,021,825

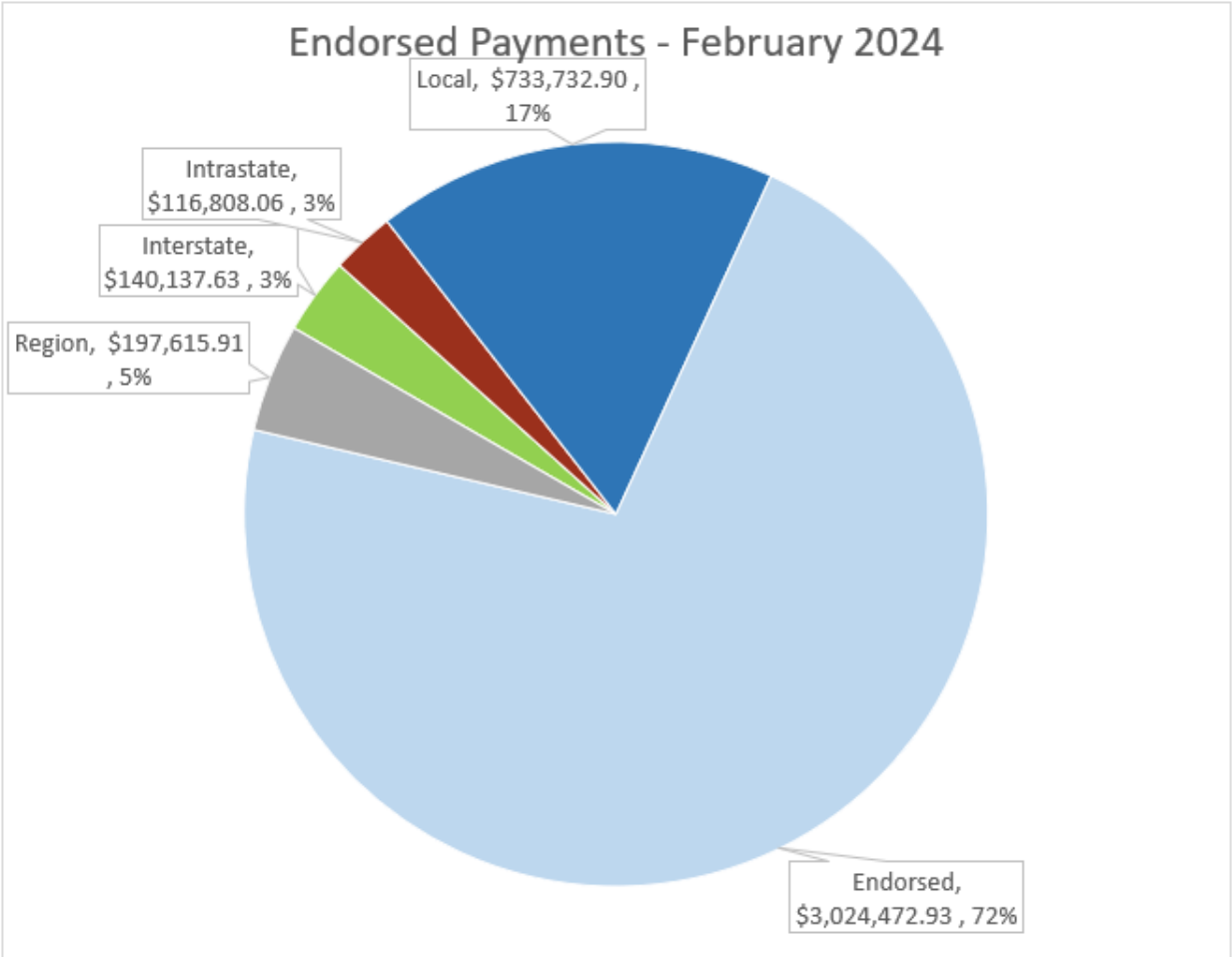
ATTACHMENT 2 - Investment Portfolio – January 2024

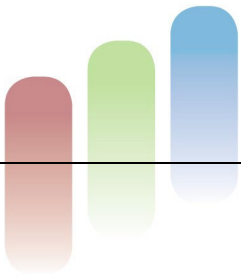


ATTACHMENT 3 - Local Spend via purchase order – Jan 2024

Please note the following chart demonstrates funds spent locally via purchase order. This report excludes payments made by purchase cards and payments for utilities such as electricity and telecommunications.

From February 2023, the following pie chart includes procurement of council endorsed contracts which includes both local and non-local suppliers.





The following table details purchase orders raised to date that have not engaged local suppliers.

Orders raised for "Non-Local" Suppliers 01-Feb-2024 to 29-Feb-2024

Order Date	Supplier Name	Description	Amount (GST Inc)	Order Comments
1/02/2024	Pioneer North Qld P/L	Bitumen	52,650.00	Not available locally
1/02/2024	S E Jenkins	Internal Management System Audits 2024	25,575.00	No local supplier
1/02/2024	Dell Australia P/L	Dell Laser Wired Mouse (MS3220 Black)	114.84	Ordered through the Dell Premier site.
2/02/2024	PLD Holdings T/A Professional Pump Services & Irrigation	Pump as per quote	12,633.50	Not available locally
2/02/2024	Wormald Australia PTY LTD	Rav Library - Fire Service	223.30	As per Contract Wormald is currently engaged for our fire services and maintenance until Dec 2024
2/02/2024	Casali's Mowers & Chainsaws Racebolt Pty Ltd TA	#5026 front blinker lens, fan belts kit	219.73	#5026 front blinker lens, fan belts kit;;;No local dealer can supply
5/02/2024	Marano Enterprises P/L	Fuels (Distillate & Petrol)	511.21	Local shop front
5/02/2024	WGC Lawyers	Legal Services - WQIP Contract Review	3,300.00	Legal Review of the Ravenshoe WQIP Contract - Specialised service
5/02/2024	Peak Services	Psychosocial Hazards Workshop	3,135.00	Not available locally
5/02/2024	Artcraft Pty Ltd	Sign as per artwork	156.11	Not Available locally;;Main roads compliant
5/02/2024	Murruppi Enterprises	AVIC&YVIC- Boomerangs for resale	1,200.00	The indigenous art works (boomerangs) made by Daniel Murphy who is a Ngadjon and Djirrbal descendent/local Indigenous tribes).
5/02/2024	S E Jenkins	QSE management system support services	40,920.00	No local supplier
5/02/2024	Place Design Group	Stage 1 construct phase services Priors	22,000.00	Not available locally
6/02/2024	Oceania Machinery Pty Ltd T/As Qtrack	#313 Supply rubber tracks	2,673.00	No known local can supply.
6/02/2024	Airfirst Air Conditioning & Electrical	Enterprise House - Aircon repair	1,236.00	As per Contract, Airfirst are engaged for our air conditioning services until March 2024
6/02/2024	Totally Workwear Calms	BOOTS SAFETY	220.00	Type not available locally
6/02/2024	Signhub Pty Ltd	ACP A3 Aluminium Composite Panel 420x 30	346.50	Local Branch
6/02/2024	Truck and Equipment Parts Pty Ltd	#722 EGR cooler and gskts	1,500.45	Parts not available locally in time needed
6/02/2024	JCG Logistics Pty Ltd	Fiall Arm Mower Ravenshoe Evelyn	17,820.00	No local supplier available
6/02/2024	Kirratech Lifestyle Pools	Mt Garnet Pool - Monthly service 2024	36,480.00	No quote received from local supplier
7/02/2024	Artcraft Pty Ltd	750 mm Witches Hats	825.00	Not available locally in required numbers
7/02/2024	Denis Duncombe Locksmith	FAC Adh showground amenities Robert St	153.59	Denis is the only supplier for this type of lock required.
7/02/2024	Kirratech Lifestyle Pools	Mt Garnet Pool - December service 2023	2,870.00	No quote received from local supplier
7/02/2024	FNQROC	RRTG/TIDS Contributions 22/23 reconcl	5,445.03	No local supplier

Orders raised for "Non-Local" Suppliers 01-Feb-2024 to 29-Feb-2024

Order Date	Supplier Name	Description	Amount (GST Inc)	Order Comments
7/02/2024	JJ's Waste & Recycling	Yungaburra	5,200.00	Nov/Dec transport regulated waste - only supplier able to carry regulated waste
8/02/2024	Ethos Urban Pty Ltd	Revised scope for the LGIP Project	19,013.50	Ethos Urban was awarded contract in 2021 for LGIP this is a variation
8/02/2024	Data #3 Limited	Cisco Switch Maintenance Warranty	3,122.24	Unable to purchase locally;;Local Buy BUS274 applies to this order
8/02/2024	Data #3 Limited	Cisco Switch Maintenance Warranty	6,563.00	Unable to purchase locally;;Local Buy BUS274 applies to this order
8/02/2024	Roberts & Morrow Technology	Switch Equipment for Alcatraz	4,786.34	Unable to be purchased locally;;Local Buy applies to the order;;Switch Equipment for Alcatraz
9/02/2024	Early Warning Network Pty Ltd	Early Warning Network - February 2024	812.02	No local supplier
9/02/2024	MacDonnell's Law	Livingstone & Freeman v TRC	30,000.00	Local Buy - Legal Services - no local supplier for this specialist item
12/02/2024	Gough Industries Pty Ltd ATF The Gough Family Trust	Double Cistern + Freight	1,155.00	Not available locally
12/02/2024	Artcraft Pty Ltd	"B" Size 80KPH sign on Target Boards	1,063.68	RMPC order Art craft are RMPC supplier
12/02/2024	Preston Law Trust Account	FAC Mal SoA Relinquish of trusteeship	3,000.00	Service not available locally
13/02/2024	Calms Shop Supplies	FAC more Key Hooks	400.00	non-local supplier as a speciality item
13/02/2024	JAS Oceania Pty Ltd	W/shop cons, Hillux switches 20of	641.08	W/shop cons, Hillux switches 20 of.;;W/shop Cons, 3 work light sw ;;W/shop Cons, 5 Driving light sw ;;CREDIT NOTE 473874 for inv 4471676;;;No local can supply quantity required
13/02/2024	Dell Australia P/L	Dell Dock - WD19S	2,499.53	Unable to purchase locally;;Local Buy applies to this order;;
13/02/2024	Airfirst Air Conditioning & Electrical	A1 Building - Outdoor pcb	2,161.00	As per Contract, Airfirst are engaged for our air conditioning services until March 2024
13/02/2024	Wormald Australia PTY LTD	Mal Majestic - Fire panel repair	500.00	As per Contract Wormald is currently engaged for our fire services and maintenance until Dec 2024
14/02/2024	Preston Law	Yungaburra Raw Water Intake Contract	475.53	Service not available locally
14/02/2024	Northern Underground Cable Finder Pty Ltd	Ground penetrating radar Mt Garnet Herb	2,000.00	No local supplier
14/02/2024	PLD Holdings T/A Professional Pump Services & Irrigation	investigate & Repairs Pump Malanda SPS	5,500.00	Not available locally
14/02/2024	Rosmech Sales & Service Pty Ltd	#730 Main broom cylinders, shocks	1,328.29	#730 Main broom cylinders, shocks;;;OEM parts, no local supplier.
14/02/2024	JCG Logistics Pty Ltd	Dry Hire- Excavator	13,200.00	No local supplier available
15/02/2024	Traffic Services Pty Ltd	Traffic Management Plan	2,573.40	Local suppliers not available

Orders raised for "Non-Local" Suppliers 01-Feb-2024 to 29-Feb-2024

Order Date	Supplier Name	Description	Amount (GST Inc)	Order Comments
15/02/2024	J and R Refrigeration	Ath Gallery - Aircon VSD part	5,696.00	Local shop front
15/02/2024	Thomas Textiles	FAC Mai CP Supplies	3,600.41	Supplier used for consistent items at the caravan park and non-local supplier used due to inability to source commercial grade linen locally. Thomas Textiles have previously supplied linen to Council caravan parks and therefore new order matches previous.
16/02/2024	Bennic Calibration & Testing Services	Gas detectors as per quote	2,512.40	Not available locally
16/02/2024	PILA	Portable Ground Frame	1,322.20	Not available locally;;Direct market supplier
19/02/2024	Preston Law	Review of Compliance Notice	800.00	Service not available locally
19/02/2024	Q Leave	QLeave FGF - Malanda Water Supply	44,672.00	No local supplier
19/02/2024	Bibliothece Australia Pty Ltd	Comics Plus renewal till 30MAY24	213.13	Comics Plus (online eResource) subscription, unable to be supplied locally.
19/02/2024	Airfirst Air Conditioning & Electrical	Ath Library - Aircon repair	2,278.00	As per Contract, Airfirst are engaged for our air conditioning services until March 2024
19/02/2024	Data #3 Limited	Epson EB-FH52 LCD Projector	1,977.80	Unable to purchase locally;;Local Buy BUS274 applies to this order
20/02/2024	Traffic Services Pty Ltd	Traffic Control- Russel Road West	3,714.48	Local suppliers not available
20/02/2024	FNQ Refrigeration & Air Conditioning Pty Ltd	Lynd River Diagnose Fault Air-Con	2,070.00	No local supplier available
20/02/2024	Calms Regional Council	Monthly STP & E.coli samples	4,806.13	Calms Regional Council;Closest NATA accredited LAB to TRC
20/02/2024	Sutam Pty Ltd trading as Calms Kangarooms	Stage 5 TAFE Accomodation	4,660.00	Not available locally
20/02/2024	Local Govt Managers Australia (QLD Inc)	LGMA Ignite Program 2024	11,400.00	No local supplier available
21/02/2024	JAS Oceania Pty Ltd	W/shop cons, LED lights	1,514.82	W/shop cons, Beacon, LED bulk, fuses bulk, battery isolators, wire rolls.;;No known local can supply bulk quantity required.
21/02/2024	Saplo Pty Ltd	Supply and Program CCTV Alcatraz	10,218.21	Quote ;Supply & Program CCTV Alcatraz Weighbridge.;;Local Buy LB289 applies to this purchase order. Spelcalist service not available locally
22/02/2024	Airfirst Air Conditioning & Electrical	CEDCC - Aircon repair	4,725.27	As per Contract, Airfirst are engaged for our air conditioning services until March 2024

Orders raised for "Non-Local" Suppliers 01-Feb-2024 to 29-Feb-2024

Order Date	Supplier Name	Description	Amount (GST Inc)	Order Comments
22/02/2024	Wormald Australia PTY LTD	A1 Building - Fire Services	500.00	As per Contract Wormald is currently engaged for our fire services and maintenance until Dec 2024
22/02/2024	Place Design Group	Priors Creek - Detailed Design	165,060.50	Not available locally
22/02/2024	Aircraft Pty Ltd	T1-5A 900x600 WORKERS AHEAD	770.00	Not Available locally;;Main roads compliant
23/02/2024	GHD Pty Ltd	Task C	47,280.20	TRC Alcatraz Landfill Development and Waste Filling Plan - No other suppliers provided quotes.
23/02/2024	Cadla Group Pty Ltd	Quote - Valve 200, Gibaults	3,295.61	Quote - Valve 200, Gibaults
23/02/2024	Cadla Group Pty Ltd	Quote - Valve 100 & 150	3,666.46	Quote Valves 100 & 150
26/02/2024	Roadside Products Pty Ltd	Maintenance Markers FSM2262 Yellow/Black	200.00	Not available locally OEM supplier in QLD
26/02/2024	Northern Property Valuers	Land Valuation	1,100.00	Specialist service not available locally
26/02/2024	Calms Regional Council	Fortnightly Nata Testing	1,356.74	Calms Regional Council;;;Closest NATA accredited LAB to TRC
26/02/2024	Wurth Australia Pty Ltd	W/shop Cons, brakeleen, gloves, drills,	825.00	W/shop Cons, brakeleen, gloves, drills, ratchet reversible handle type;;;Local rep
27/02/2024	Ireland's of Calms	#708 Change door locks, reprogram keys,	1,100.00	#708 Change door locks, reprogram keys, Re-programme keys;;;No known local can perform programming required.
28/02/2024	Truck and Equipment Parts Pty Ltd	#713 R/hand Mirror assembly	332.39	Parts not available locally in time needed
28/02/2024	Truck and Equipment Parts Pty Ltd	#716 Rear shackle bushes and pins	102.12	Parts not available locally in time needed
28/02/2024	Quantified Tree Risk Assessment Ltd	Quantified Tree Risk Assessment	2,668.60	Not available locally
28/02/2024	Telstra Corporation Limited	Relocate Telstra Pit Mt Garnet	9,231.64	No local supplier
28/02/2024	Airfirst Air Conditioning & Electrical	Yung Vic/Lib - Aircon maintenance	10,040.00	As per contract , Airfirst have been engaged for aircon maintenance
28/02/2024	WSP Australia Pty Ltd	Potentially Contaminated Tank Priors Cr	5,695.00	Local buy specialist service.
28/02/2024	Preston Law Trust Account	PEXA fee Atherton Cricket Land Transfe	132.66	Service not available locally
28/02/2024	Wall2Wall Painting & Property Maintenance	Paint Int Walls - Millaa Millaa Library	2,365.02	Supplier has shopfront in TRC boundaries
29/02/2024	O'Donnells Office Product Depot	Generator books x 30	907.50	Generator Service books. Not available locally
29/02/2024	Aircraft Pty Ltd	Delineator Guardrail Top Mount Deflector	398.75	Not Available locally;;Main roads compliant

ATTACHMENT 4 – Capital Projects

Capital Projects - Summary
Period Ending 29th February 2024

Group	Total Projects	Projects at risk	Projects Complete	% Complete (Projects Complete vs Total)	Funding	Revised Budget	YTD		% Actual vs Budget
							Budget	Actual	
Office of the Chief Executive Officer									
Chief Executive Officer	1	-	-	0%	1,372,799	2,490,790	547,416	409,013	75%
Emergency Management	-	-	-	0%	-	-	-	-	0%
	1	-	-	0%	1,372,799	2,490,790	547,416	409,013	75%
Community & Corporate Services Services									
Community & Corporate Services Services	3	1	-	0%	359,000	254,000	95,830	85,017	89%
Systems & Information	2	-	1	50%	-	125,000	102,039	117,123	115%
	5	1	1	50%	359,000	379,000	197,869	202,140	102%
Infrastructure & Planning									
Road Services	53	6	8	15%	3,828,560	12,465,737	7,296,941	7,253,212	99%
Council Road Flood Damage	2	-	-	-	-	203,935	87,935	71,575	1
Strategic Assets	38	8	13	34%	489,650	4,926,546	1,333,609	2,019,622	151%
Environment & Natural Resources	2	-	-	-	68,922	51,960	-	-	-
Water, Waste & Wastewater Management	2	-	-	0%	-	280,000	120,129	35,974	30%
Water Services	23	1	2	9%	2,643,660	22,839,324	8,605,970	7,397,226	86%
Wastewater Services	8	2	-	-	-	1,296,581	520,508	244,851	0
Waste Services	6	-	1	0	548,060	1,730,330	1,024,037	1,030,511	1
	134	17	24	18%	7,578,852	43,794,413	18,989,129	18,052,971	95%
TOTAL	140	18	25	18%	\$ 9,310,651	\$ 46,664,203	\$ 19,734,414	\$ 18,664,124	95%


Capital Projects

as at 29th of February 2024

Project Code	Project Description	Health	% Complete	Original Budget	Revised Budget	YTD Budget	YTD Actual	%YTD Actuals / YTD Budget
C000100	LIB Library Resources - SLG	Achievable	60	142,000	134,000	85,241	80,702	95%
C000130	PCT Priors Creek Main Project	Achievable	20	2,472,200	2,490,790	547,416	409,013	75%
C000158	TSM Welcome to Country Signs 23/24	At Risk	45	110,000	110,000	5,589	4,220	76%
C000297	CBA Millaa Millaa Falls Improvement Plan	At Risk	40	550,000	561,488	6,456	25,380	393%
C000301	RDS Hitchconole Rd Landslip Remediation	Achievable	95	-	22,084	22,084	18,448	84%
C000353	RDS Brooks Road - Widen & Seal 0.7-2.1km	Complete	100	-	1,191	1,191	6,381	536%
C000354	RDS Ootann Road - Widen & Seal Stage 2	Achievable	45	-	100,000	58,777	39,487	67%
C000355	RDS Junction Road - Widen & Seal	Not Applicable	10	-	675	675	675	100%
C000359	ROADS Beantree-Albrecht Intersection Upg	Complete	100	-	3000	3000	2,737	91%
C000371	Cemeteries New Beams	Complete	100	-	-	-	375	Capitalisation Adjustment
C000372	FOOTPATH Loder St Atherton	Complete	100	-	-	-	8,767	Capitalisation Adjustment
C000377	Sluice Creek Road Bridge Replacement	Complete	100	-	-	-	4,950	Capitalisation Adjustment
C000431	CEM Cemetery Atherton Stormwater	Action Required	2	10,000	25,000	597	1,954	327%
C000439	Tinaburra Peninsula / Lakeside Caravan P	Complete	100	-	-	-	847	Capitalisation Adjustment
C000443	PCT Battery Park Upgrade Herberton	At Risk	25	500,000	501,520	-	30,758	0%
C000455	RDS Moomin Rd Floodway Upgrade	Not Applicable	0	-	973	973	1,000	103%
C000460	RDS Barron River Br approach Hemmings Ln	At Risk	35	95,000	95,000	38,967	8,056	21%
C000461	RDS Fig Street Footpath Upgrade	Achievable	50	-	91,369	40,163	11,106	28%
C000462	2021/2022 Kerb and Channel renewal progr	Complete	100	-	-	-	340	Capitalisation Adjustment
C000492	Atherton Aerodrome Improvement	Complete	100	-	-	-	4,999	Capitalisation Adjustment
C000506	Tinaburra/Yungaburra Sewerage Upgrades	Achievable	100	-	8,000	8,000	10,652	133%
C000507	Malanda/Davies Rd Water Scheme Integrati	Complete	100	-	-	-	109,003	Capitalisation Adjustment
C000511	WWT Atherton STP Upgrade Planning	Achievable	25	200,000	250,000	250,000	82,332	33%
C000523	RDS LRCI Seal Mooma Road Upper Barron	Achievable	90	-	371,776	371,776	364,907	98%
C000525	Ravenshoe - Railing in front of post off	Complete	100	-	48	48	48	100%
C000526	Investigate solar panel installations	Complete	100	-	-	-	278	Capitalisation Adjustment
C000527	PCT Jack May Park - Picnic/BBQ Shelters	Complete	100	-	700	700	15	2%
C000528	Lights upgrade Ravenshoe Football Ground	Complete	95	-	2,441	2,441	2,441	100%
C000529	PCT Ravenshoe Netball Courts Shelter	Achievable	40	-	140,000	16,074	19,656	122%
C000530	Plant and Fleet Renewals -2022/23	Complete	100	-	557,288	555,340	553,876	100%
C000533	SYS Info Tech Hardware Replacements	Complete	100	100,000	100,000	77,039	117,123	152%
C000535	Street furniture renewal program	Complete	100	-	-	-	380	Capitalisation Adjustment
C000536	Minor culvert renewal program	Complete	100	-	-	-	1,046	Capitalisation Adjustment
C000537	RDS Design Future Road Upgrades	Complete	100	-	-	-	1,390	Capitalisation Adjustment
C000538	RDS Bridge and Major Culverts FY22/23	Achievable	100	-	54,747	23,463	674	3%
C000539	RDS Asphalt overlay program	Complete	100	-	-	-	9,172	Capitalisation Adjustment
C000541	RDS Gravel resheeting program 2022/23	Complete	100	-	1,233	1,233	261	21%
C000542	RDS Road pavement rehabilitation 2022/23	Complete	90	-	7,808	7,808	7,808	100%
C000550	CBA Merrilands Hall structural repairs	At Risk	30	-	20,000	-	1,527	0%

C000551	CBA Ath Rugby League Clubs retain wall	Achievable	30	-	32,000	-	1,336	0%
C000556	Building and Facilities Security Review	Not Applicable	0	-	760	760	760	100%
C000560	PCT Tolga playground Lawson street BBQ	Complete	100	-	70,833	70,833	70,834	100%
C000562	Merrilands Hall - Floor and Roof Renewal	Complete	100	-	72,882	72,882	72,882	100%
C000565	Atherton Pool 50 m new Filtration shed	Complete	100	-	-	-	26,222	Capitalisation Adjustment
C000567	Multi purpose Community facility - Maian	Complete	100	-	-	-	17,610	Capitalisation Adjustment
C000568	WAS Ath Transfer Station Recyc baler	Complete	100	159,900	174,768	174,768	178,452	102%
C000570	WWT Atherton Sewerage Upgr - Growth Drvn	At Risk	25	500,000	200,000	61,329	27,534	45%
C000578	WAT Bore level monitors bulk meters 2023	Achievable	50	-	15,000	15,000	26,005	173%
C000580	Reticulation renewal program 2022/23	Achievable	95	-	4,350	4,350	4,350	100%
C000584	Water service lines replacement 2022/23	Achievable	95	-	199	199	200	100%
C000586	WAT Water Switchboard replacement prog	Achievable	0	-	88,000	88,000	87,558	99%
C000588	Water Valve replacement program	Achievable	95	-	2,437	2,437	2,438	100%
C000600	RDS Seal Godfrey Road Kairi	Achievable	95	-	9,715	9,715	4,202	43%
C000602	WAS Alcatraz Weighbridge install WTS	Achievable	60	800,000	956,162	752,267	844,358	112%
C000610	Tinaroo Fishing Grant - Stage 1	Complete	95	-	305	305	7,289	-2390%
C000615	WAS Ravenshoe WTS Leachate Upgrade	Achievable	50	100,000	160,000	31,289	4,969	16%
C000619	Northern QLD Monsoon 2023 - Project Man	Achievable	45	-	143,935	87,935	70,012	80%
C000621	RDS Bitumen Reseal Program 2023/24	Achievable	70	2,400,000	2,400,000	1,619,743	1,882,776	116%
C000622	TSM Rocky Creek Interp Signage WW2 Hosp	Achievable	5	10,000	10,000	5,000	95	2%
C000623	PFM Plant & Fleet Renewals 2023/24	Achievable	75	2,418,000	2,193,472	385,575	1,145,102	297%
C000624	RDS Kerb & Channel renew program 2023/24	Action Required	0	200,000	200,000	86,531	3,875	4%
C000625	RDS Street Furniture renew prog 2023/24	At Risk	0	25,000	25,000	11,438	2,001	17%
C000626	RDS Signage Renewal Program 2023/24	Achievable	0	25,500	25,500	11,110	7,320	66%
C000627	RDS Minor Culvert Renew program 2023/24	Achievable	60	102,000	102,000	42,584	66,903	157%
C000629	RDS Asphalt Overlay program 2023/24	Achievable	50	549,300	549,300	239,507	13,833	6%
C000631	SYS Uninterruptable Power Supply	Achievable	0	25,000	25,000	25,000	-	0%
C000632	WWW Electrical Switchboard renew 2023/24	Achievable	5	30,000	30,000	1,671	5,471	327%
C000633	WAS Hook Bin renewal 2023/24	Achievable	10	25,000	25,000	10,713	315	3%
C000634	WAT Water Meter Replacement Prog 2023/24	Achievable	70	75,000	75,000	54,504	53,527	98%
C000635	SWM Atherton Pool Renewals 2023/24	At Risk	2	50,000	50,000	33,601	2,598	8%
C000637	CBA Walkamin Community Club Re Stumping	At Risk	2	25,000	25,000	837	1,016	121%
C000639	CBA Ravenshoe M.O.W - Roof Replacement	At Risk	0	35,000	35,000	239	909	380%
C000642	PCT Rationalisation of Street Bins - Upd	Complete	100	20,000	20,000	17,113	17,113	100%
C000643	RDS Atherton Library/Gallery Carpark	At Risk	20	170,000	170,000	73,129	4,200	6%
C000645	CBD Atherton Council Off A1 - Fire panel	At Risk	40	20,000	20,000	478	1,019	213%
C000646	WAT Bore level monitors and bulk water	Achievable	10	150,000	135,157	66,835	8,939	13%
C000647	WAT Retic & service line ren 2023/24	Achievable	35	100,000	100,000	58,218	42,204	72%
C000648	WAT Retic water pumps renew 2023/24	Achievable	65	30,000	30,000	18,960	19,583	103%
C000649	WAT Water reservoirs renewal 2023/24	Achievable	35	200,000	200,000	110,341	69,614	63%
C000650	WAT Water Strategy Ath concept design	Achievable	32	200,000	200,000	123,914	89,443	72%
C000651	WAT Water Strategy Malanda - Interconnec	Achievable	40	4,000,000	3,913,719	614,816	127,014	21%
C000652	WAT Water Treat Plant Ageing Inf 2023/24	Achievable	50	75,000	75,000	31,000	25,217	81%
C000653	WAT Water Treat Plant filter rep 2023/24	Achievable	70	100,000	100,000	68,083	69,549	102%
C000655	RDS Northern Gravel Resheet Prog 2023/24	Achievable	95	1,602,900	1,691,815	1,638,607	1,598,222	98%
C000656	WAT Water Strategy Atherton - NW sector	Achievable	30	55,000	55,000	24,903	2,870	12%

C000657	RDS Southern Gravel Resheet Prog 2023/24	Achievable	90	1,510,800	1,594,575	556,454	1,529,456	275%
C000658	RDS WTMA Gravel Resheet Prog 2023/24	Achievable	95	636,300	670,899	670,899	659,166	98%
C000659	WWT STP ageing infra replacement 2023/24	Achievable	80	75,000	75,000	47,000	58,966	125%
C000660	WWT Sewer Mains CCTV relining 2023/24	Achievable	40	500,000	500,000	56,975	8,298	15%
C000661	WWT Sew Retic Upgrade YBURRA 2023/24	At Risk	25	500,000	200,000	48,000	7,925	17%
C000662	WWT Retic Sewer Pumps Renewal 2023/24	Achievable	90	30,000	60,000	45,623	45,563	100%
C000663	WWT Malanda Sewage Treatment Plant SBR	Achievable	0	150,000	3,581	3,581	3,581	100%
C000664	RDS Road pavement rehabilitation 2023/24	At Risk	20	2,601,000	2,593,192	1,380,401	651,388	47%
C000665	PCT Rail Trail Renewal and Upgrade 23/24	Achievable	20	25,000	25,000	597	597	100%
C000667	PCT Herberston Pct - Battery Park 2023/24	Complete	100	-	-	-	10,538	Capitalisation Adjustment
C000670	PCT Majestic Theatre Fire Alarm	Complete	95	-	36,579	36,579	36,579	100%
C000715	WAS Mt Garnet WTS - New staff amenities	Achievable	0	-	374,400	55,000	2,417	4%
C000716	WAT Atherton Water Strat Network Upgrad	Achievable	1	-	80,000	20,000	475	2%
C000717	WAT Mobile Generator	Achievable	40	-	64,843	21,426	52,231	244%
C000720	WAS Ravenshoe WTS - Boundary Regularisat	Achievable	0	-	40,000	-	-	0%
C000721	NRM Priors Creek Riparian Restoration	Achievable	15	-	23,300	-	-	0%
C000722	NRM Tablelands Community Feral Pig Prog	Achievable	25	-	28,660	-	-	0%
C000726	FLD DRFA Tropical Cyclone Jasper - REPA	Achievable	10	-	60,000	-	1,562	0%
C000744	RDS Cashmere Kirrama Rd Gravel Upgrade	At Risk	30	-	250,000	-	817	0%
C000745	LRCI - Tolga Playground	Complete	100	-	-	-	29,134	Capitalisation Adjustment
C000752	Danbulla Forest Drive 14.46 - 15.93	Complete	100	-	-	-	6,578	Capitalisation Adjustment
C000414	WAT Rhoew Wtr Supply Upgr St 2 WQIP Const	Achievable	0	14,478,400	13,973,891	6,688,461	6,225,565	93%
C000483	WQIP Ravenshoe Ste 2-Design & Procuremen	Complete	100	-	3,850	3,850	3,850	100%
C000485	WAT Ravenshoe Stage 2 - Project Man	Achievable	46	300,000	320,000	217,328	200,919	92%
C000543	CBD Electrical Switchboard Renew 2023/24	Achievable	40	195,000	195,000	36,394	26,932	74%
C000638	CBA Tinaroo Sailing Club Switchboard	Achievable	40	10,000	10,000	239	239	100%
C000640	CBA Ravenshoe Kindergarten - Rep Switch	Achievable	40	10,000	10,000	239	239	100%
C000641	CBA Malanda Showgrounds - Electrical	Achievable	60	40,000	60,000	1,914	20,298	1060%
C000644	CBD Atherton Old PO Switchboard 2023/24	Achievable	40	10,000	10,000	239	239	100%
C000593	WAT Yungaburra Water Security	Achievable	95	50,000	126,000	126,000	137,535	109%
C000654	WAT Yung Water intake construction	At Risk	35	750,000	3,276,878	247,345	39,138	16%
C000303	RDS Webster Road Bridge Replacement	Achievable	50	-	18,250	4,197	55,119	1313%
C000310	RDS Turner Road Bridge Upgrade	Achievable	50	-	413,271	98,636	90,407	92%
C000628	RDS Bridge & Major Culverts 2023/24	Achievable	59	1,500,000	29,936	29,936	94	0%
C000678	RDS Nymbool Road Bridge	Achievable	0	-	19,189	-	19,188	0%
C000687	RDS Packhorse Ck -Sluice Ck Rd Causeway	Achievable	0	-	27,200	250	7	3%
C000709	RDS Rolley Road #2 Bridge	Achievable	10	-	10,500	8,100	395	5%
C000710	RDS Rolley Road #1 Bridge	Achievable	0	-	1,200	500	14	3%
C000711	RDS Glue Pot Road Bridge	Achievable	0	-	22,585	-	-	0%
C000712	RDS Ross Road Weir Creek Bridge	Achievable	55	-	232,079	36,786	32,706	89%
C000713	RDS Bew Road Bridge	Achievable	50	-	9,620	7,272	11,135	153%
C000714	RDS Kaban Road Station Creek Bridge	Achievable	50	-	74,687	72,290	15,524	21%
C000723	RDS Moregatta Road Culvert	At Risk	47	-	236,729	676	1,376	204%
C000724	RDS Gotak Rd Bridge	Achievable	30	-	71,865	5,594	6,650	119%
C000725	RDS Clarkes Road Bridge	Achievable	7	-	133,488	72,861	58,551	80%
C000727	RDS Cockram Road Bridge	Complete	100	-	46,687	27,498	46,687	170%



C000728	RDS Glen Allyn Battle Creek	Achievable	<div style="width: 12%; background-color: #92d050;">12</div>	12	-	97,968	27,263	49,956	183%
C000630	RDS Footpath renew program 2023/24	Achievable	<div style="width: 0%; background-color: #92d050;">0</div>	0	250,000	158,631	67,983	3,145	5%
C000679	RDS Moore Street Footpath Ravenshoe	Achievable	<div style="width: 0%; background-color: #92d050;">0</div>	0	-	-	-	140	Capitalisation Adjustment
C000681	RDS 19 James Street Footpath Malanda	Achievable	<div style="width: 0%; background-color: #92d050;">0</div>	0	-	-	-	372	Capitalisation Adjustment
C000682	RDS 31-35 James St Malanda Lib Footpath	Achievable	<div style="width: 0%; background-color: #92d050;">0</div>	0	-	-	-	186	Capitalisation Adjustment
C000636	WWW SCADA renewal and upgrade	Achievable	<div style="width: 40%; background-color: #92d050;">40</div>	40	250,000	250,000	118,458	30,503	26%
C000718	CBA Disabled Access Bruce Jones Park	Achievable	<div style="width: 85%; background-color: #92d050;">85</div>	85	-	21,230	-	21,559	0%
C000719	PCT Tolga Industrial Est Rail Trail Exp	Achievable	<div style="width: 0%; background-color: #92d050;">0</div>	0	-	60,000	20,000	4,367	22%